

Cape Cod Child Development
83 Pearl Street, Hyannis, MA 02601
508-775-6240
www.cccdp.org



HEAD START ANNUAL COMMUNITY REPORT

2017-2018

Caring for Children and Families in Our Community

TABLE OF CONTENTS

Contents

Mission Statement and Guiding Principles	1
Annual Community Reprt Introduction	2
Enrollment and Service Statistics	3
Health and Dental Services	4
Disability and Mental Health Services	5
Family Services	6
Education	7
Parent Involvement	11
Transportation	15
Self-Assessment	16
Financial Summary	17
Company Contact Information	19

MISSION STATEMENT AND GUIDING PRINCIPLES

Mission Statement

Our mission is to serve as a community resource that provides childcare, educational and developmental intervention, and family support services. We offer child-focused, family-centered programs that are affordable, accessible, and high quality. The agency, staff, and associated professionals work in partnerships with families and others in the community to build on each child's unique strengths, ensuring positive growth and development.

Guiding Principles

At Cape Cod Child Development we believe in:

- Value and respect for all children and families.
- Inclusion of all children regardless of learning abilities, culture, or language.
- Comprehensive family support and education based on each family's strengths and priorities.
- Professionalism and excellence in everything we do.
- Response to the changing needs of the community
- Service delivery that meets the cultural, social, and developmental needs of every child

ANNUAL COMMUNITY REPORT INTRODUCTION

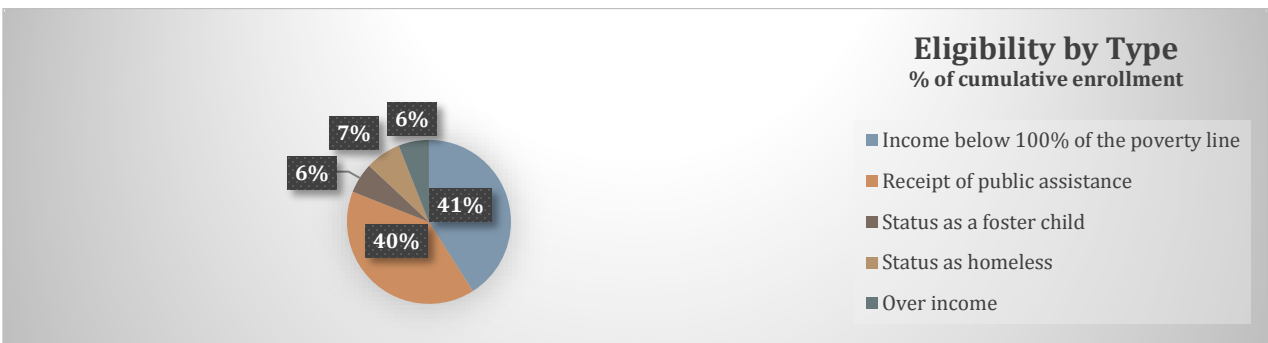
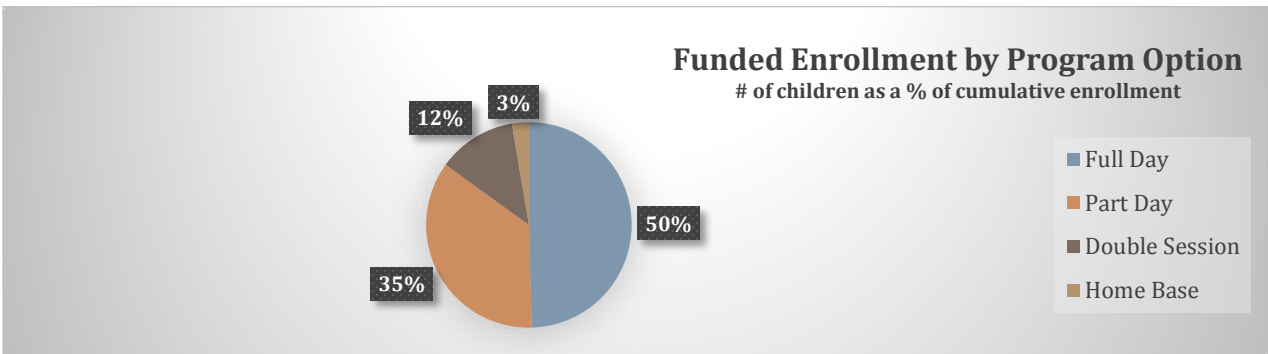
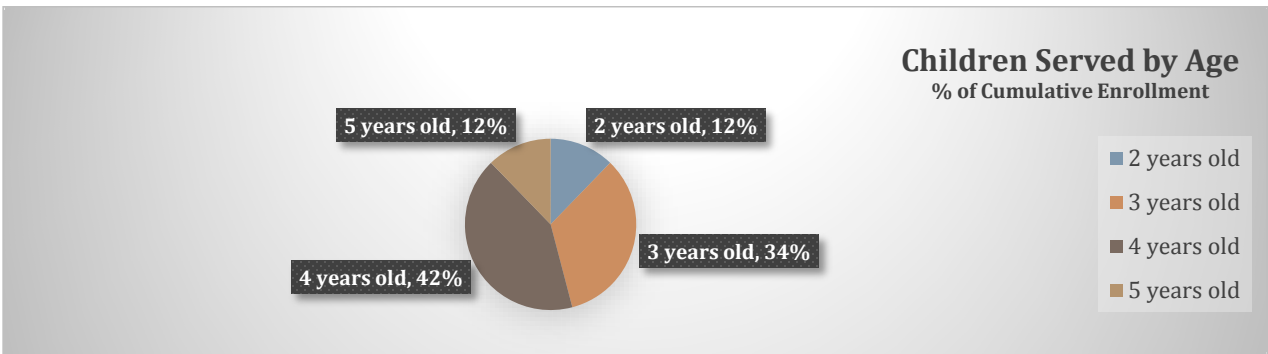
Since 1970, Cape Cod Child Development has strived to meet the demand for quality, affordable child development programs across Cape Cod and Southeastern Massachusetts. Our organization has grown throughout the last 45 years and branched out into Early Intervention services, support for local Family Child Care providers and after school programs in our School-Age centers. We are a leader in the field of care from birth to age twelve and our commitment to quality shows in every facet of the program, from nutrition to transportation our kids are the first priority here at Cape Cod Child Development Program, Inc.

At this time of year we say farewell to all the children that have filled our classrooms with laughter, love, and learning for the past few years and wish them a great new year in kindergarten while simultaneously looking forward to all the new faces, and families, that will brighten our lives.

With no further ado we present the 2017-2018 Annual Community Report.

ENROLLMENT AND SERVICE STATISTICS

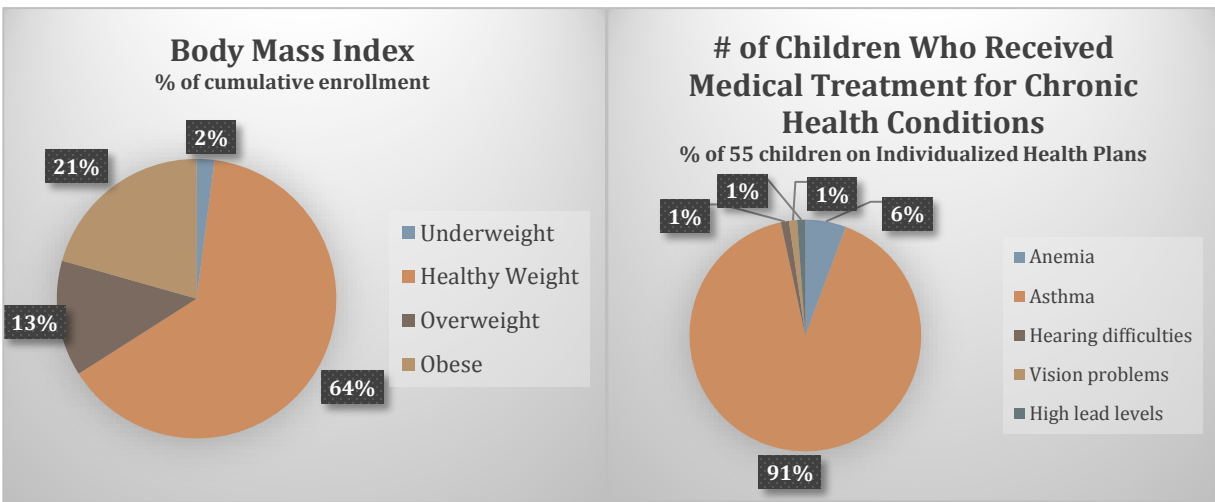
During the 2017-2018 Program Year, Cape Cod Child Development Preschool/Head Start program served 515 children and 479 families, cumulatively, throughout 25 classrooms. This is a service increase of 3 families over our 2016-2017 program year. Our average monthly enrollment was 86.20% across all preschool centers.



HEALTH AND DENTAL SERVICES

Cape Cod Child Development is dedicated to forming strong relationships with local pediatricians and dentists while fostering a sense of advocacy and independence in families. Throughout the 2017-2018 program year families were supported to ensure that children received routine physicals, immunizations when appropriate, pediatric dental care, and referrals for necessary health services. By the end of the program year 472 children had an ongoing source of continuous, accessible health care, 497 children had continuous, accessible dental care, 498 children had health insurance (the exceptions having transitioned through the program too quickly for follow-up), and 512 children were determined by a health care professional to be up-to date on all immunizations appropriate for their age.

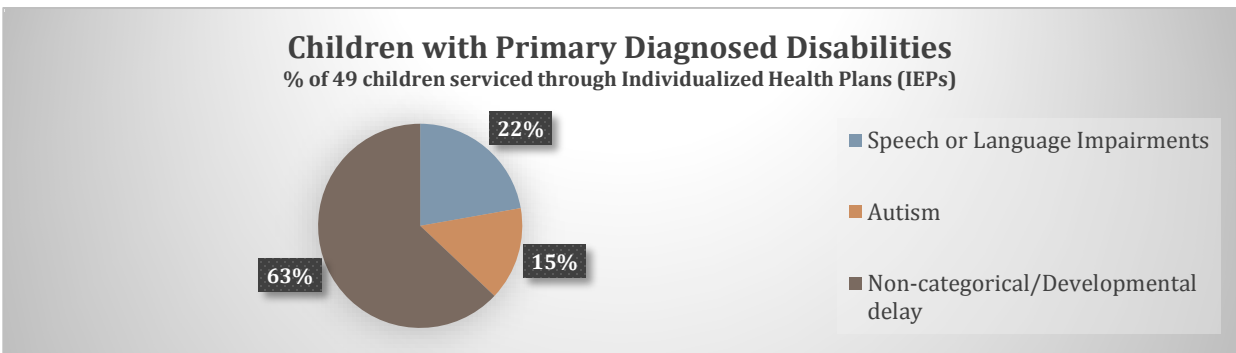
In addition, the children all received vision and hearing screenings, growth and Body Mass Index (BMI) tracking, and support for various chronic conditions through the use of Cape Cod Child Development's health staff and individualized health plans.



DISABILITY AND MENTAL HEALTH SERVICES

Disability Services

Cape Cod Child Development advocates for appropriate learning environments and services for all children and families. In the interest of supporting all families, newly enrolled children complete routine sensory, developmental, and behavioral screenings in order to identify learning opportunities early and facilitate referrals to outside agencies as needed. During the 2017-2018 program year Cape Cod Child Development Program screened 262 newly enrolled children, identified 12 children in need of referrals and supported 49 children with Individualized Education Plans (IEPs).

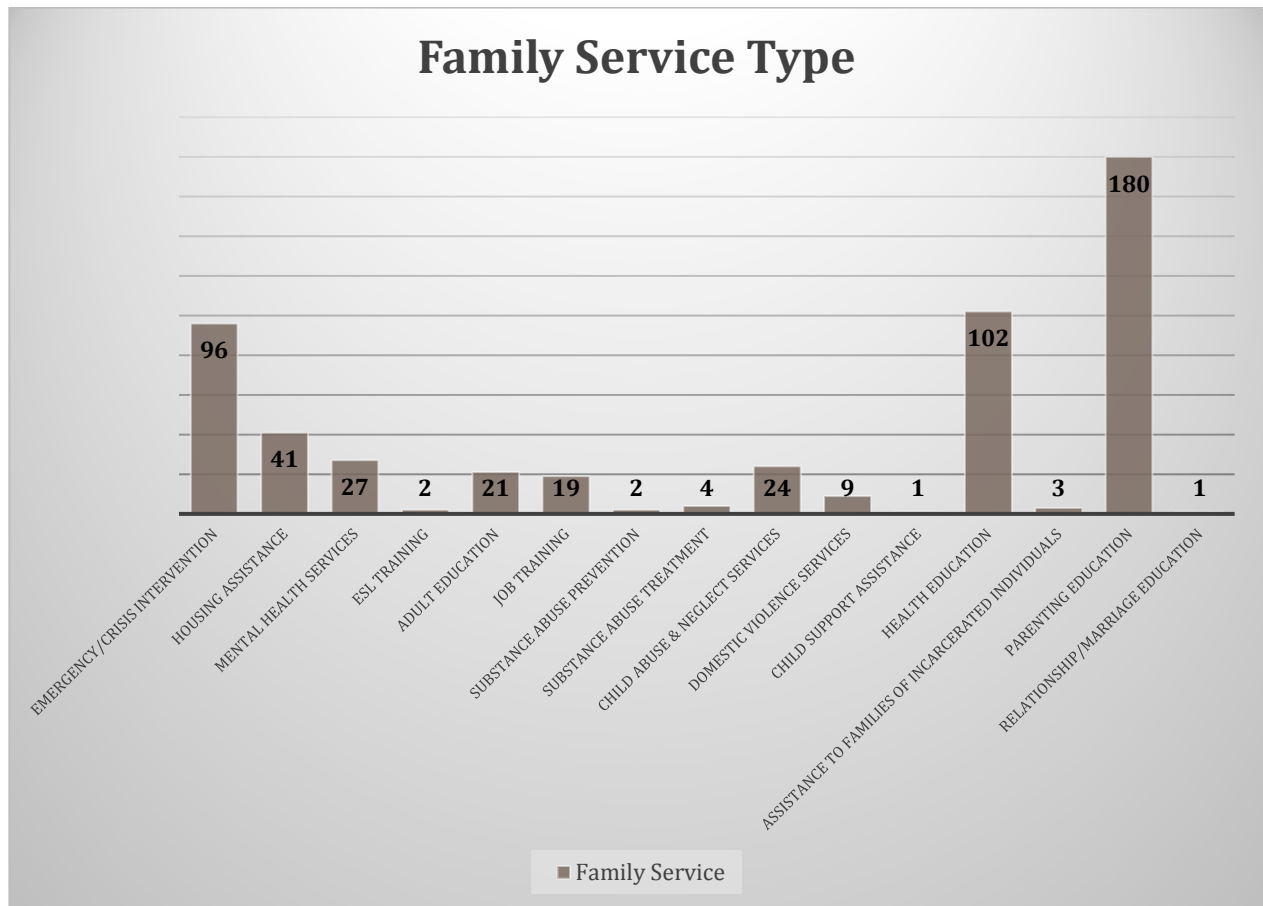


Mental Health Services

Cape Cod Child Development supports the mental health of all children who attend through positive guidance, behavior management strategies, and referrals to outside agencies when appropriate. In the 2017-2018 program year, 52 consultations were made with classroom staff by a Mental Health professional which resulted in 28 referrals to outside agencies.

FAMILY SERVICES

Cape Cod Child Development strongly supports the Head Start initiative to build strong relationships with families and to strengthen their capacity and desire to be life-long teachers and advocates for their children. All families entering the program complete a Family Needs Assessment. This allows Cape Cod Child Development to support families by connecting them to inter-agency programs and community supports that help fulfill those needs. Throughout the 2017-2018 program year, 479 families were supported through Cape Cod Child Development's Family Service program with 783 total service areas being tracked.



School Readiness

Cape Cod Child Development strives to have every child in our program ready to enter kindergarten. We use the Teaching Strategies Gold assessment program and the High Scope, PATHS, Ladders to Literacy, Handwriting without Tears, High 5 Mathematize, and Head Start to Science curriculums. These curriculums have been chosen, and rigorously followed, to support each developmental category and align with school readiness goals.

A short synopsis of each curriculum used are as follows:

High Scope – The High Scope education approach is based on the understanding that young children construct their knowledge of the world as an active engaged learner.

PATHS – PATHS curriculum promotes social and emotional learning for preschool children. This curriculum gives children the tools to problem solve, express feelings, resolve conflict matters, and exhibit better classroom behavior.

Ladders to Literacy – Ladders to Literacy is an emergent literacy curriculum that incorporates developmentally appropriate literacy activities for preschoolers.

Handwriting without Tears – Handwriting without Tears provides developmentally appropriate, multisensory tools and strategies for the classroom. The program follows research that demonstrates children learn more effectively by actively doing, with materials that address all styles of learning

High Five Mathematize - High Five Mathematize promotes teaching math concepts through children's play and everyday experiences by bringing out the math in what they are doing.

A Head Start on Science - A Head Start on Science (AHSOS) is a successful program providing training in inquiry-based science teaching methods for early childhood educators.

Teaching Strategies GOLD Outcomes

Teaching Strategies GOLD uses an authentic, ongoing, observation-based assessment system to gather information on each child's development and learning.

This kind of assessment directs teaching staff in the following observational areas:

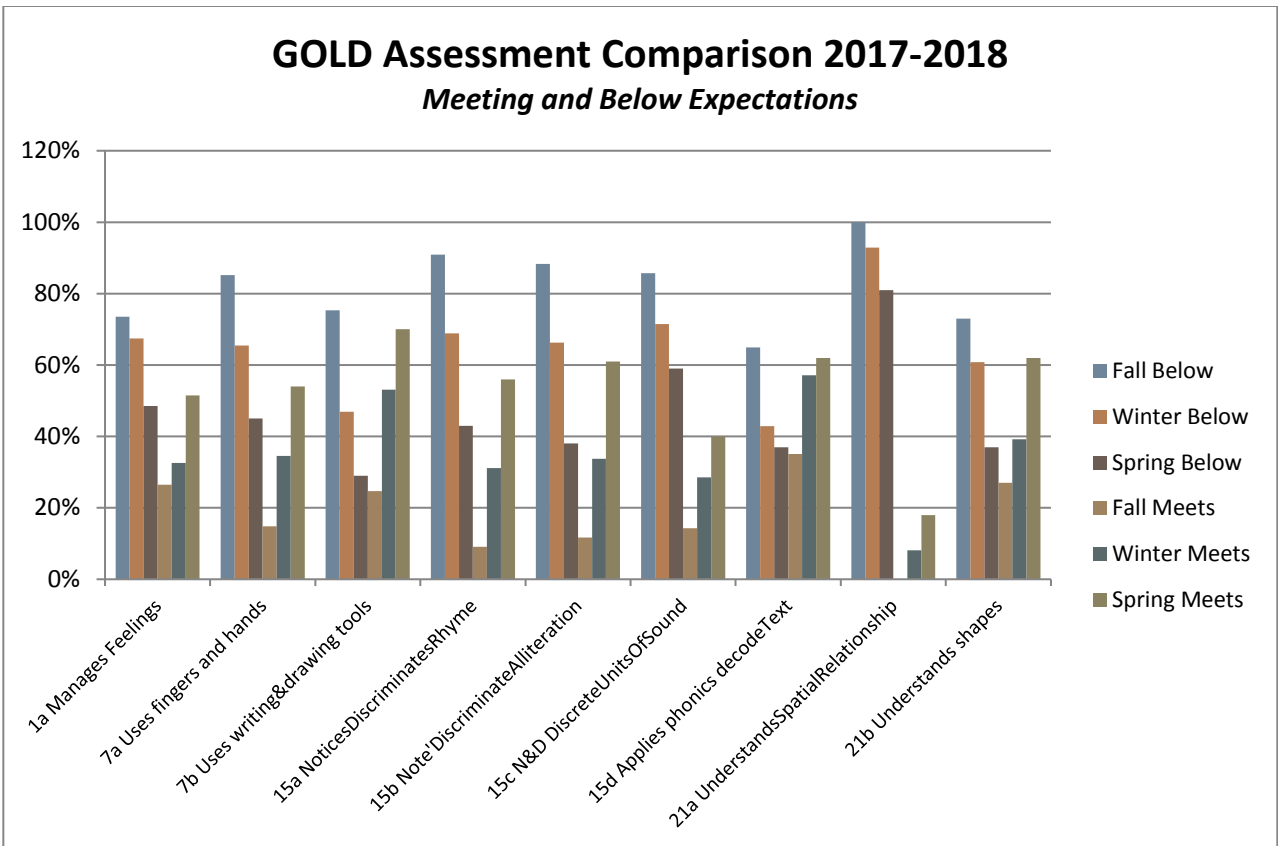
- observing students during regular, everyday activities on a continuous basis
- documenting what teaching staff see and hear
- taking notes, collecting samples of student's drawings and writing attempts, or taking photos or video clips
- comparing the information collected to research-based, widely held expectations for children of similar ages or grades
- using the information to assist parents, through constant communication, to support their student's individual learning and family goals

EDUCATION

The use of Teaching Strategies Gold allows Cape Cod Child Development to accurately assess and follow children throughout the program year in 5 component areas while simultaneously allowing us to follow English Language Learners (ELL) and Children on Individualized Education Plans for growth.

Gold Assessment Data 2017-2018

Dimension	% Below			% Meets		
	Fall Below	Winter Below	Spring Below	Fall Meets	Winter Meets	Spring Meets
1a Manages Feelings	73%	67%	48%	27%	33%	52%
7a Uses fingers and hands	85%	65%	45%	15%	35%	54%
7b Uses writing & drawing tools	75%	47%	29%	25%	53%	70%
15a Notices Discriminates Rhyme	91%	69%	43%	9%	31%	56%
15b Note 'Discriminate Alliteration	88%	66%	38%	12%	34%	61%
15c N&D Discrete Units Of Sound	86%	71%	59%	14%	29%	40%
15d Applies phonics decode Text	65%	43%	37%	35%	57%	62%
21a Understands Spatial Relationship	100%	93%	81%	0%	8%	18%
21b Understands shapes	73%	61%	37%	27%	39%	62%



The GOLD assessment data is provided by the program from “My Teaching Strategies”. For each of the domains given, the assessment is provided for children below, meeting, or exceeding expectations as indicated in the graph. In comparing the graphs for Fall, Winter, and Spring data collection periods the following is noted:

- Though a positive trend for children is noted in each of the developmental areas, by years end from 30% to 80% of children still did not meet some goals
- By the end of the year only half of the children could meet expectations for managing their feelings of which then impacted cognitive growth

PARENT INVOLVEMENT

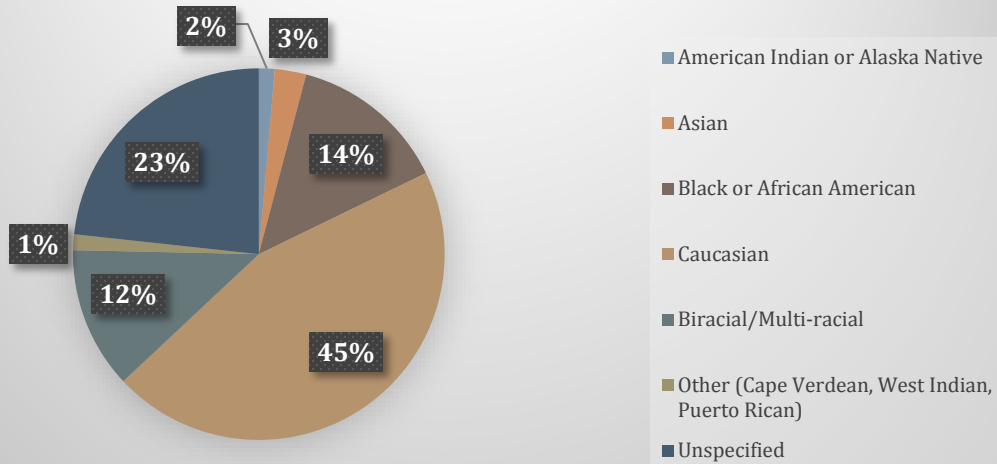
During the 2017-2018 program year, Cape Cod Child Development Program entered into formal partnership agreements with 459 families. Our agency provides monthly home visits to families with trained Family Workers in order to promote family success by providing information, resources, and opportunities to families that may not have received guidance otherwise. Agreements made during home visits set the foundation for the year ahead by identifying goals specific to each family. Throughout the program year, Family Workers and families support these goals by increasing knowledge about children's health and development, encouraging parent involvement to promote school readiness, developing work and life skills, purchasing homes or securing stable housing, developing leadership skills, and fostering a strong connection to community resources.

Cape Cod Child Development makes every effort to understand, and support, the dynamics of every family. We are dedicated to making everyone feel welcome and involved in our program, this includes; parents, grandparents, aunts, uncles, other family members, and caretakers. We provide every opportunity for caregivers of all kinds to participate in our program through an array of activities and events that foster the importance of everyone's diverse family structure while upholding the core Head Start values of parent involvement.

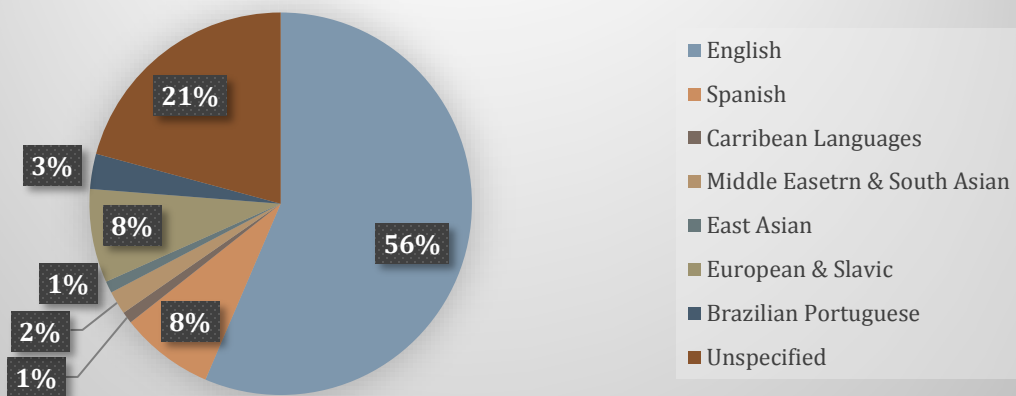
In addition, every effort is made to provide translation services to the widely diverse population we serve. In the 2017-2018 program year, this included many different nationalities and language needs, as displayed in the graphs below.

PARENT INVOLVEMENT

Family Ethnicity
% of cumulative enrollment



Primary Language of Family at Home
% of cumulative enrollment



PARENT INVOLVEMENT

Cape Cod Child Development is proud to employ previous Head Start Parents and currently 6% of our Head Start support staff is comprised of previous parents. In addition, 485 of our 561 volunteers who supported Cape Cod Child Development in the 2017-2018 program year were current or former Head Start parents.

Activities and events offered are chosen by families based on the result of a Parent Interest Survey so everyone can have a chance to participate. Some of the activities hosted this year were:

- Behavioral Guidance Training
- Cooking as a Family
- CPR Training
- Fun with Art
- Kindergarten Readiness
- Fun with Science
- Heritage Gardens Field Trip
- Literacy Events at local libraries across Cape Cod

PARENT INVOLVEMENT

Male Involvement

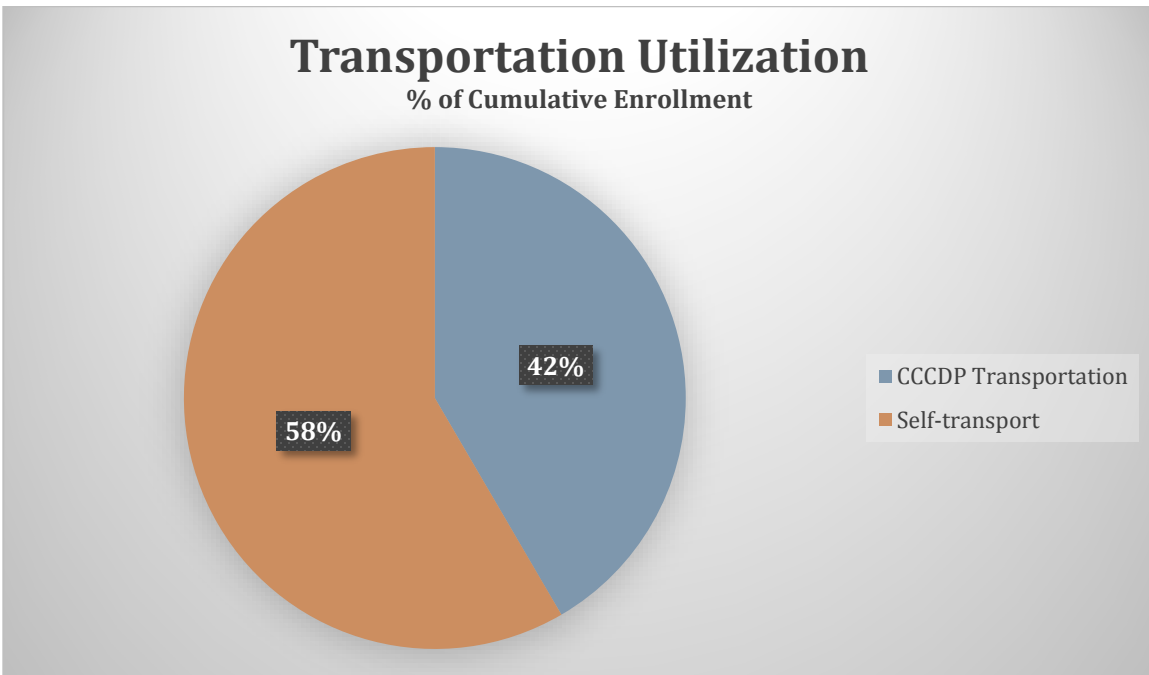
At Cape Cod Child Development we believe that all activities and events we host are geared towards male involvement because we know that the male role model plays a vital role in a child's life. Fathers, grandfathers, uncles, brothers, and other male caregivers are as interested in being a part of their children's lives as any other member of the family and so none of our activities exclude men. Cape Cod Child Development was fortunate to have 186 male role models involved in our 2017-2018 program year. Some of the activities they participated in were:

- Parent Meetings
- Policy Council
- Literacy night at the Falmouth Library
- Puppet show
- Story walk
- Child Development Trainings
- Art Show
- Home Depot Craft Night
- CPR Training
- Cooking as a Family
- Classroom Reading Buddies

TRANSPORTATION

Cape Cod Child Development is proud to be able to provide transportation to our students. Having a well-oiled transportation system allows parents greater freedom in scheduling their time while simultaneously improving children's attendance. In addition, we offer employment opportunities to parents who have their Commercial Driving License (CDL) and to parents who wish to gain experiences as bus monitors.

Cape Cod Child Development provided transportation to 218 children in the 2017-2018 program year. The program owns seven school buses fitted for the needs of preschoolers.



SELF-ASSESSMENT

Cape Cod Child Development knows that in order to continually provide the best service options and staff support we need to regularly self-asses our program. Annually the program conducts several internal interviews and parent assessments to recognize our strengths and to improve on program opportunities. Notable results from our last self-assessment are as follows:

- Resources are available for families of children with disabilities
- Families feel they are well supported
- Multiple services, supports, and resources are available and utilized by families
- School readiness goals are well-developed and implemented
- Curriculum is research based
- Outcomes for children are data based and supported by Teaching Strategies GOLD
- Health services tracks children well and implements referrals when needed
- Determining family strengths and needs is supported by a functional system

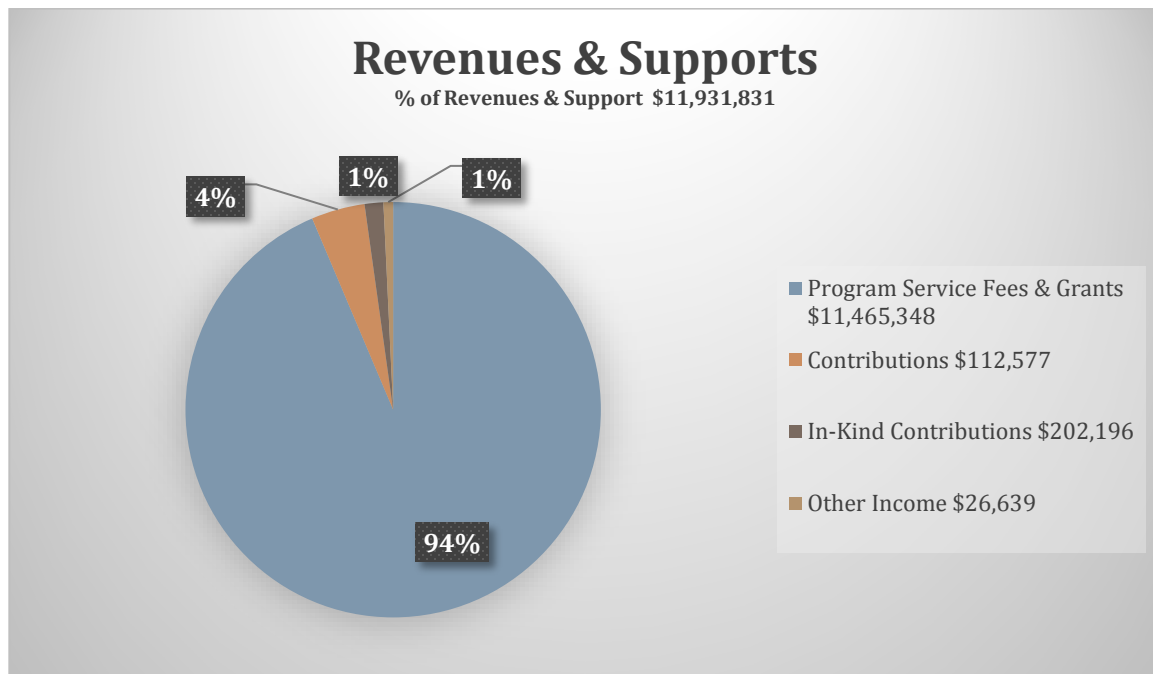
FINANCIAL SUMMARY

Cape Cod Child Development’s financial department has been part of the restructure of the agency over the past few years. Our financial emphasis is on transparency in the organization with a focus on giving back as much as possible to the childcare environments.

Statement of Activities

For the year ended June 30, 2018

Revenues and Support	2017 Total
Program Service Fees & Grants	\$11,892,513
Contributions	\$529,450
In-kind Contributions	\$184,744
Other Income	\$95,622
Total	\$12,606,707

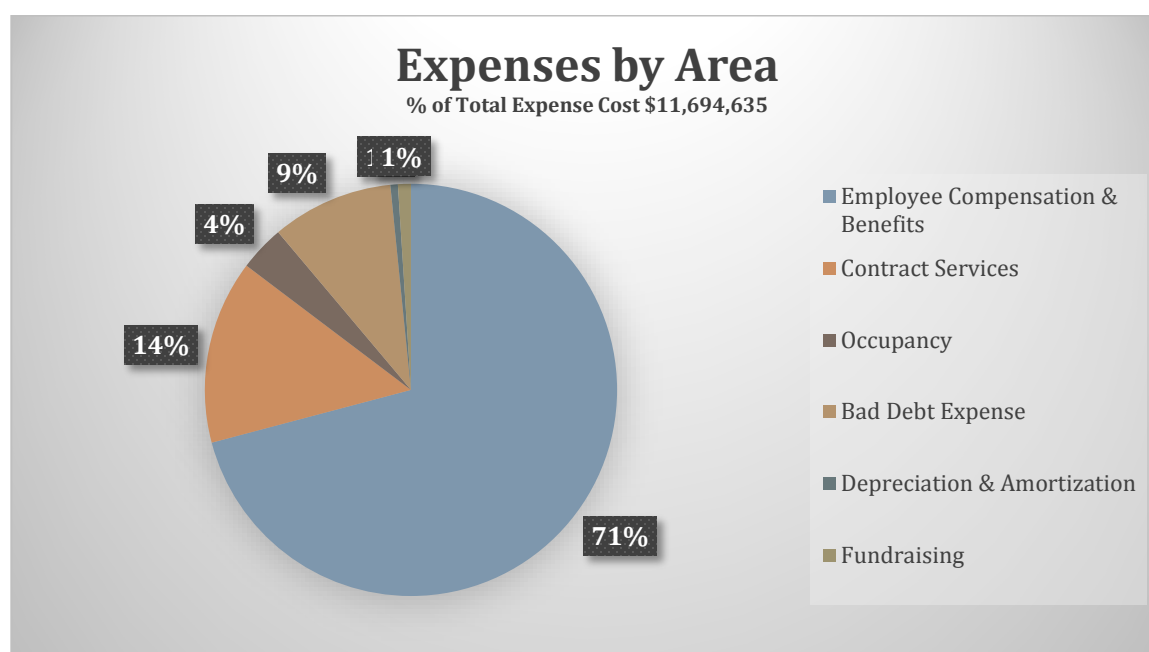


FINANCIAL SUMMARY

Expenses by Area

For the year ended June 30, 2017

Expenses	2017 Total
Employee Compensation & Benefits	\$9,095,184
Contract Services	\$1,850,025
Occupancy	\$457,318
Bad Debt Expense	\$1,224,289
Depreciation & Amortization	\$75,171
Fundraising	\$130,026
Total	\$13,028,846



COMPANY CONTACT INFORMATION

- Contact Information

NANCY SORBO
INTERIM AGENCY DIRECTOR

LAURA CRONIN
FINANCIAL CONTROLLER

BARBARA KOZMA
DIRECTOR OF EARLY
EDUCATION

Tel (508)775-6240
Fax (508)790-4298
nsorbo@cccdp.org

Tel (508)775-6240
Fax (508)790-4298
lcronin@cccdp.org

Tel (508)775-6240
Fax (508)790-4298
bkozma@cccdp.org

- Company Information

Cape Cod Child Development
83 Pearl Street, Hyannis, MA 02601
Tel 508-775-6240
Fax (508)790-4298
www.cccd.org

